


1/4" = 1: 48 Metric (Continued)




1119
Tile Roof Section




1317
Railing, Ornate




680 - Railing



725 - Railing



730 - Railing



1618 - "S" Railing



1527
Bus Stop Sign



1528
Phone Sign



1529
Truck Sign




1530
Do Not Enter Sign



1531
Hospital Sign



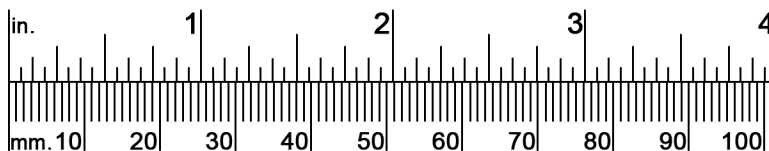
1532
Handicap Sign



1533
Stop Sign



1534
Yield Sign



All images shown actual size.